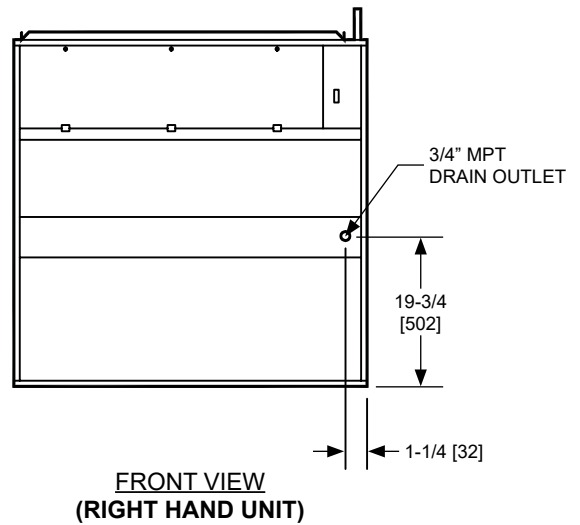
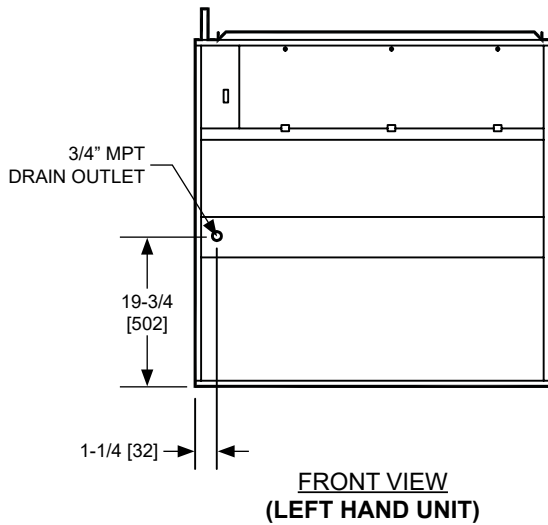
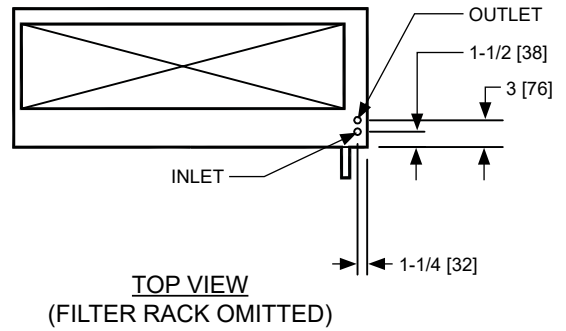
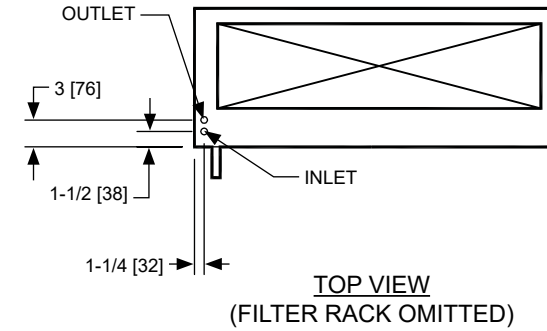


RAVC Series A

RAVC Series A Connections for 3, 4, 6 Row Coils

SUBMITTAL SHEET



CONNECTION SIZES

COIL ROWS

UNIT SIZE	3 ROW COIL			4 ROW COIL			6 ROW COIL		
	WATER IN/OUT	REFRIGERANT LIQUID	REFRIGERANT SUCTION	WATER IN/OUT	REFRIGERANT LIQUID	REFRIGERANT SUCTION	WATER IN/OUT	REFRIGERANT LIQUID	REFRIGERANT SUCTION
04	5/8" [16]	5/8" [16]	5/8" [16]	5/8" [16]	5/8" [16]	5/8" [16]	7/8" [22]	5/8" [16]	5/8" [16]
06	5/8" [16]	5/8" [16]	5/8" [16]	5/8" [16]	5/8" [16]	5/8" [16]	7/8" [22]	5/8" [16]	5/8" [16]
08	5/8" [16]	5/8" [16]	5/8" [16]	7/8" [22]	5/8" [16]	5/8" [16]	7/8" [22]	5/8" [16]	5/8" [16]
10	7/8" [22]	5/8" [16]	5/8" [16]	7/8" [22]	5/8" [16]	5/8" [16]	1-1/8" [29]	5/8" [16]	5/8" [16]
12	7/8" [22]	5/8" [16]	5/8" [16]	7/8" [22]	5/8" [16]	5/8" [16]	1-1/8" [29]	5/8" [16]	5/8" [16]
16	7/8" [22]	5/8" [16]	5/8" [16]	1-1/8" [29]	5/8" [16]	5/8" [16]	1-1/8" [29]	5/8" [16]	5/8" [16]
20	7/8" [22]	5/8" [16]	5/8" [16]	1-1/8" [29]	5/8" [16]	5/8" [16]	1-1/8" [29]	5/8" [16]	5/8" [16]

NOTE:

1. All dimensions are in inches [millimeters]. All dimensions are $\pm 1/4"$ [6mm]. Metric valves are soft conversion.
2. All drawings subject to change without prior notice.
3. All coil connections are ODM copper sweat unless noted otherwise.
4. Heating only units may not include a drain pan. See actual order documents.
5. Field piping should be based on individual job requirements, not unit connection size.